


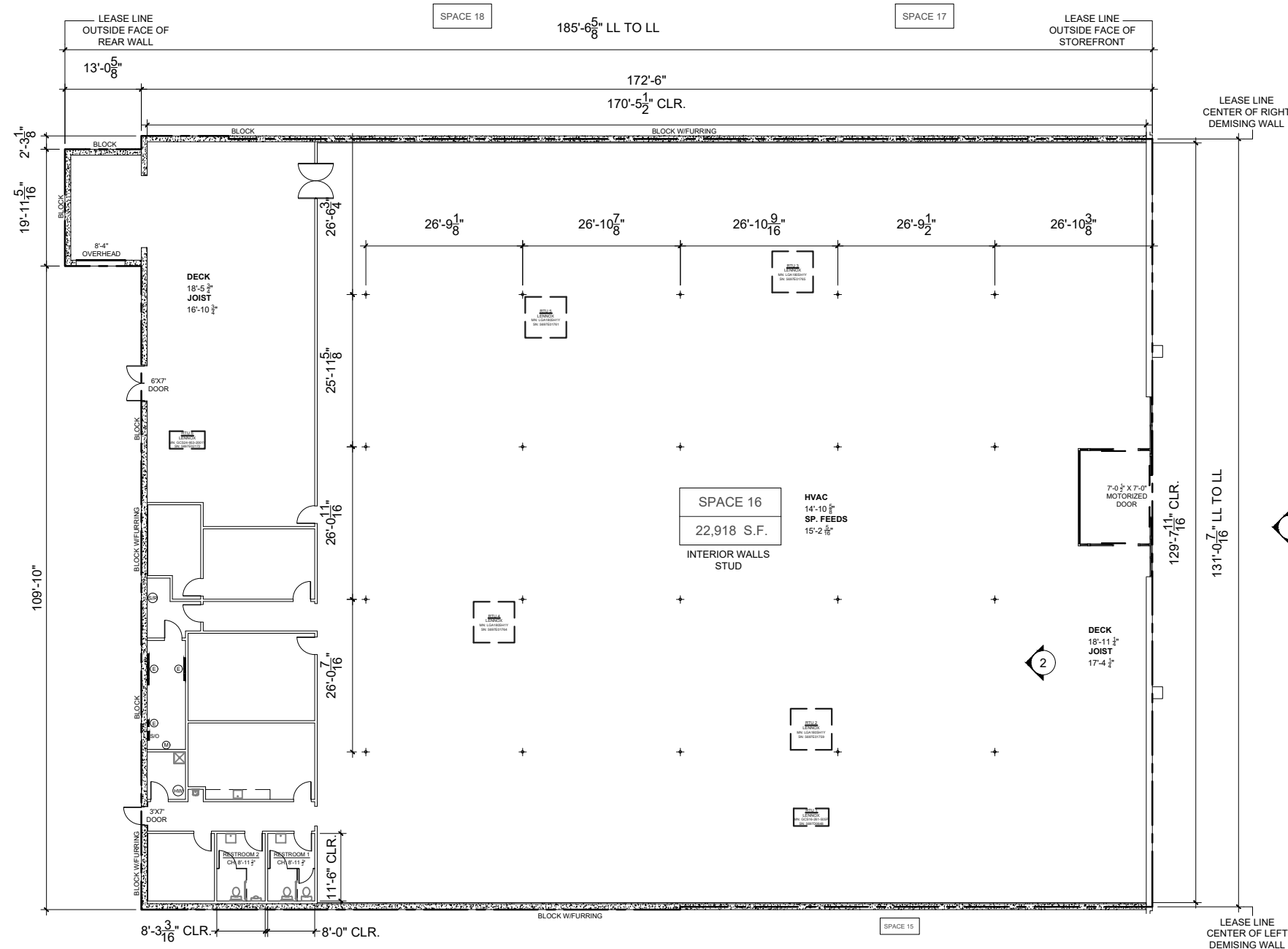


1 FRONT ELEVATION



2 INTERIOR ELEVATION

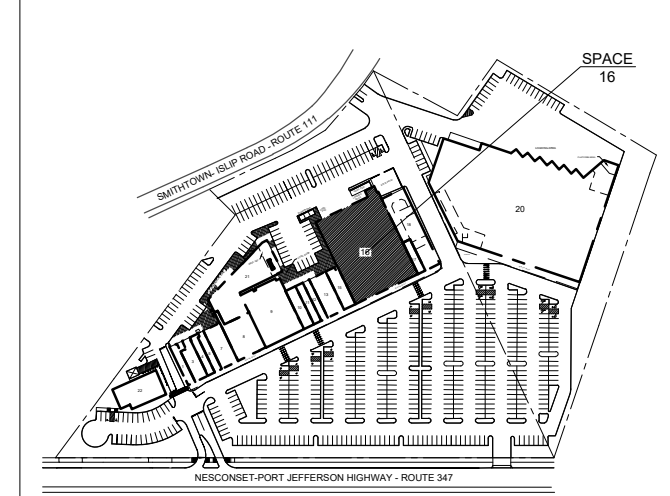
Disclaimer:  
The parties acknowledge that this Plan is for identification purposes only and does not constitute any covenant, representation, or warranty by Landlord that any existing or future conditions shown exist, or that, if they do exist, will continue to exist, except to the extent such covenant, representation or warranty is expressly set forth in writing by both parties.



1 PARTIAL FLOOR PLAN  
SCALE: NOT TO SCALE

THIS DOCUMENT HAS BEEN PREPARED TO CERTIFY THE SQUARE FOOTAGE OF SPACE 16 AS FOLLOWS: 22,918 SF (PREPARED BY: NEPS, INC.)

KEY PLAN



TENANT DATA		LEGEND	
LEASABLE AREA:	22,918 SF	FL. TO JOIST CLEAR HT: REFER TO PLAN	LEASE LINE
SPRINKLERED:	YES	NO. OF EXITS:	3
CONSTRUCTION CLASS:	-	STOREFRONT TYPE:	ALUMINUM/BLOCK
FINISHED FL. DATUM:	-	SILL HGT:	9'-10 3/4"
ELEC. CAPACITY:	SHUTOFF: 800A	HEAD HGT:	9'-10 3/4"
HVAC TYPE:	ROOF TOP - GAS	V.C.T. = VINYL COATED TILE	ELECTRICAL PANEL (E)
WATER SUPPLY:	-	A.C.T. = ACOUSTICAL CEILING	WATER METER (W)
WATER METER:	YES	TILE M.H. = MOUNTING HGT.	HOT WATER TANK (HW)
		U.S. = UTILITY SINK	SPRINKLER RISER (S/R)
		A.F.F. = ABOVE FINISHED FLOOR	
		B.F.F. = BELOW FINISHED FLOOR	

- NOTES
- 1) ALL EXISTING CONDITIONS AND DIMENSIONS SHOWN TO BE FIELD VERIFIED BY TENANT.
  - 2) ALL UTILITY LOCATIONS SHOWN ARE APPROXIMATE. FIELD VERIFY EXACT LOCATIONS AND SIZES.
  - 3) FOR THE PURPOSE OF CALCULATING SQUARE FOOTAGE, ALL MEASUREMENTS SHALL BE MADE FROM THE EXTERIOR FACE OF EXTERIOR WALLS AND COMMON AREA WALLS AND THE CENTERLINE OF DEMISING PARTITIONS.

PROJECT NAME:	HAUPPAUGE SHOPPING CENTER	ISSUE DATE:	03-30-16	SPACE  <b>16</b>
LOCATION:	371 SMITHTOWN BYPASS HAUPPAUGE, NY 11788	REV. DATE:		
1626 EAST JEFFERSON STREET ROCKVILLE, MD 20852-4041 (301) 998-8100 (800) 658-8980				